

Artikel von A-Z/en



Inhaltsverzeichnis


1 V5	1
2 V7	2
3 V15	2
4 V21	2
5 Software	2
5.1 ETISS	2
5.2 ETISS NG	3
5.3 ETISS ERP	3
5.4 ETOSS	3
6 Gate	3
6.1 Galaxy-Gate	3
7 Akku	4
7.1 Li-ion Battery	4
8 KT-Drive	4
8.1 KT Drive	4
9 POS	4
9.1 POS	4
10 Kamberi Group	5
10.1 Kamberi Group	5

Vending Unit




V5

- [VendingUnit ~ V5 ~ user manual](#)

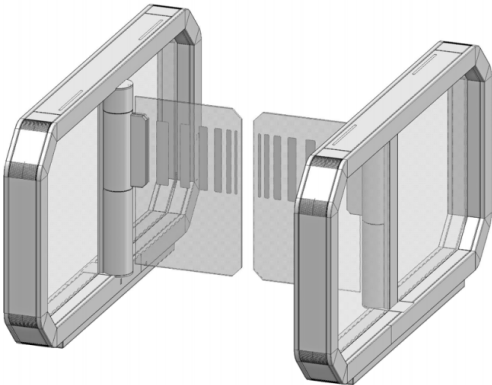
	<p>V7</p>
	<ul style="list-style-type: none"> ■ VendingUnit ~ V7 ~ EasyGO ~ user manual ■ VendingUnit ~ V7 ~ VU trolley ~ user manual ■ VendingUnit ~ V7 ~ Bedienvideos ■ VendingUnit ~ V7 ~ Softwareanleitung ■ VendingUnit ~ V7 ~ Troubleshooting ~ Störung: Automat ist außer Betrieb
	<p>V15</p> <ul style="list-style-type: none"> ■ VendingUnit ~ V15 ~ user manual
	<p>V21</p> <ul style="list-style-type: none"> ■ VendingUnit ~ V21 ~ Prospekte ■ VendingUnit ~ V21 ~ hopper management ■ VendingUnit ~ V21 ~ Hoppermanagement ■ VendingUnit/V21/Bedienvideos

Software


	<p>ETISS</p>
	<ul style="list-style-type: none"> ■ ETISS ~ Informationsbroschüre

	<p>ETISS NG</p> <hr/> <ul style="list-style-type: none"> ■ ETISS NG ~ Client Bedienungsanleitung
	<p>ETISS ERP</p> <hr/> <ul style="list-style-type: none"> ■ Backend Frontend ~ ETISS ERP ~ Elektronischer Pfortner ■ Backend Frontend ~ ETISS ERP ~ Lager Inventur ■ Backend Frontend ~ ETISS ERP ~ Reporting ■ Backend Frontend ~ ETISS ERP ~ Reporting v10 ■ Backend Frontend ~ ETISS ERP ~ Verkauf. Angebot anlegen ■ ETISS ERP ~ Backend Bedienungsanleitung ■ Backend Frontend ~ ETISS ERP ~ Datasheet ■ ETISS ERP ~ POS Bedienungsanleitung
	<p>ETOSS</p> <hr/>

Gate	
	<p>Galaxy-Gate</p> <hr/> <ul style="list-style-type: none"> ■ Gate ~ FMCU Galaxy Gate ~ Prospekte ■ Gate ~ FMCU Galaxy Gate ~ Access Manager ■ Wanzl Access Manager ~ Management Dashboard ■ Gate ~ FMCU Galaxy Gate ~ Operation Manual

	<ul style="list-style-type: none"> ■ Gate ~ FMCU Galaxy Gate ~ User Guide ■ Gate ~ Installation
---	---

Akku

	<p>Li-ion Battery</p> <ul style="list-style-type: none"> ■ Li-ion battery ~ batterypack ~ user manual ■ Li-ion battery ~ inverter ~ user manual ■ Li-ion Batterie ~ Wanzl-100l Ladegerät ~ Bedienungsanleitung
--	--

KT-Drive

	<p>KT Drive</p> <ul style="list-style-type: none"> ■ KT drive ~ user manual
---	---

POS

	<p>POS</p>
---	-------------------

Kamberi Group



Kamberi Group

- [Group Workflows](#)
- [Operating Manual](#)
- [Workflow Videos](#)