

Artikel von A-Z



Inhaltsverzeichnis

| | | |
|------|-----------------------|---|
| 1 | V5 | 1 |
| 2 | V7 | 2 |
| 3 | V15 | 2 |
| 4 | V21 | 2 |
| 5 | Software | 2 |
| 5.1 | ETISS | 2 |
| 5.2 | ETISS NG | 3 |
| 5.3 | ETISS ERP | 3 |
| 5.4 | ETOSS | 3 |
| 6 | Gate | 3 |
| 6.1 | Galaxy-Gate | 3 |
| 7 | Akku | 4 |
| 7.1 | Li-ion Battery | 4 |
| 8 | KT-Drive | 4 |
| 8.1 | KT Drive | 4 |
| 9 | POS | 4 |
| 9.1 | POS | 4 |
| 10 | Kamberi Group | 5 |
| 10.1 | Kamberi Group | 5 |

Vending Unit




V5


- [VendingUnit ~ V5 ~ user manual](#)



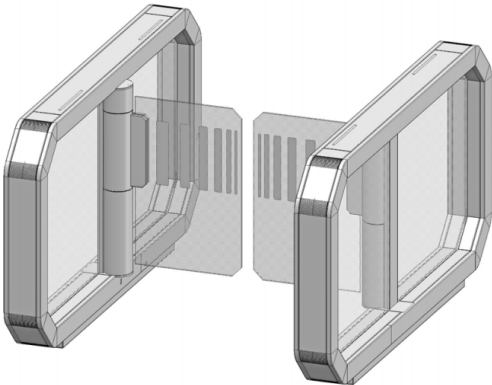
| | |
|---|---|
|  | <p>V7</p> <ul style="list-style-type: none"> ■ VendingUnit ~ V7 ~ EasyGO ~ user manual ■ VendingUnit ~ V7 ~ VU trolley ~ user manual ■ VendingUnit ~ V7 ~ Bedienvideos ■ VendingUnit ~ V7 ~ Softwareanleitung ■ VendingUnit ~ V7 ~ Troubleshooting ~ Störung: Automat ist außer Betrieb |
|  | <p>V15</p> <ul style="list-style-type: none"> ■ VendingUnit ~ V15 ~ user manual |
|  | <p>V21</p> <ul style="list-style-type: none"> ■ VendingUnit ~ V21 ~ Prospekte ■ VendingUnit ~ V21 ~ hopper management ■ VendingUnit ~ V21 ~ Hoppermanagement ■ VendingUnit/V21/Bedienvideos |

Software

| | |
|---|---|
|  | <p>ETISS</p> <ul style="list-style-type: none"> ■ ETISS ~ Informationsbroschüre |
|---|---|

| | |
|---|--|
|  | <p>ETISS NG</p> <hr/> <ul style="list-style-type: none"> ETISS NG ~ Client Bedienungsanleitung |
| | <p>ETISS ERP</p> <hr/> <ul style="list-style-type: none"> Backend Frontend ~ ETISS ERP ~ Elektronischer Pfortner Backend Frontend ~ ETISS ERP ~ Lager Inventur Backend Frontend ~ ETISS ERP ~ Reporting Backend Frontend ~ ETISS ERP ~ Reporting v10 Backend Frontend ~ ETISS ERP ~ Verkauf. Angebot anlegen ETISS ERP ~ Backend Bedienungsanleitung Backend Frontend ~ ETISS ERP ~ Datasheet ETISS ERP ~ POS Bedienungsanleitung |
|  | <p>ETOSS</p> <hr/> |

| Gate | |
|------|---|
| | <p>Galaxy-Gate</p> <hr/> <ul style="list-style-type: none"> Gate ~ FMCU Galaxy Gate ~ Prospekte Gate ~ FMCU Galaxy Gate ~ Access Manager Covcheck Applicaton Server Gate ~ FMCU Galaxy Gate ~ Benutzerhandbuch |

| | |
|---|---|
|  | <ul style="list-style-type: none"> ■ Gate ~ FMCU Galaxy Gate ~ Bedienungsanleitung ■ Wanzl Zutrittsmanager ~ Verwaltungs-Dashboard ■ Gate ~ Inbetriebnahme ■ Gate ~ FMCU ~ Checkliste |
|---|---|

Akku

| | |
|--|--|
|  | <p>Li-ion Battery</p> <ul style="list-style-type: none"> ■ Li-ion battery ~ batterypack ~ user manual ■ Li-ion battery ~ inverter ~ user manual ■ Li-ion Batterie ~ Wanzl-100l Ladegerät ~ Bedienungsanleitung |
|--|--|

KT-Drive

| | |
|---|---|
|  | <p>KT Drive</p> <ul style="list-style-type: none"> ■ KT drive ~ user manual |
|---|---|

POS

| | |
|---|-------------------|
|  | <p>POS</p> |
|---|-------------------|

Kamberi Group



Kamberi Group

- [Arbeitsabläufe Videos](#)
- [Arbeitsabläufe der Kamberi-Gruppe](#)
- [Bedienungsanleitung](#)