

## Artikel von A-Z

### Inhaltsverzeichnis

<b>1 V5</b> .....	1
<b>2 V7</b> .....	1
<b>3 V15</b> .....	2
<b>4 V21</b> .....	2
<b>5 Software</b> .....	2
5.1 <b>ETISS</b> .....	2
5.2 <b>ETISS NG</b> .....	3
5.3 <b>ETISS ERP</b> .....	3
5.4 <b>ETOSS</b> .....	3
<b>6 Gate</b> .....	3
6.1 <b>Galaxy-Gate</b> .....	3
<b>7 Akku</b> .....	4
7.1 <b>Li-ion Battery</b> .....	4
<b>8 KT-Drive</b> .....	4
8.1 <b>KT Drive</b> .....	4
<b>9 POS</b> .....	4
9.1 <b>POS</b> .....	4
<b>10 Kamberi Group</b> .....	5
10.1 <b>Kamberi Group</b> .....	5

### Vending Unit



#### V5


- [VendingUnit ~ V5 ~ user manual](#)



#### V7

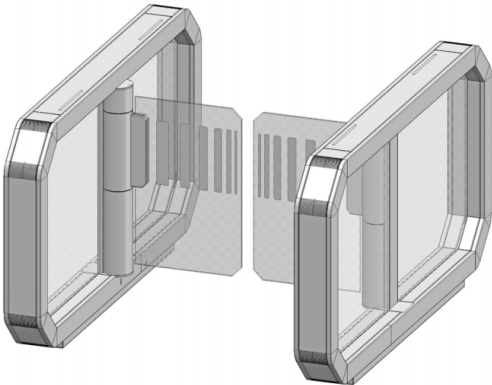
- [VendingUnit ~ V7 ~ EasyGO ~ user manual](#)
- [VendingUnit ~ V7 ~ VU trolley ~ user manual](#)
- [VendingUnit ~ V7 ~ Bedienvideos](#)

	<ul style="list-style-type: none"> <li>■ <a href="#">VendingUnit ~ V7 ~ Softwareanleitung</a></li> <li>■ <a href="#">VendingUnit ~ V7 ~ Troubleshooting ~ Störung: Automat ist außer Betrieb</a></li> </ul>
	<p><b>V15</b></p> <hr/> <ul style="list-style-type: none"> <li>■ <a href="#">VendingUnit ~ V15 ~ user manual</a></li> </ul>
	<p><b>V21</b></p> <hr/> <ul style="list-style-type: none"> <li>■ <a href="#">VendingUnit ~ V21 ~ Prospekte</a></li> <li>■ <a href="#">VendingUnit ~ V21 ~ hopper management</a></li> <li>■ <a href="#">VendingUnit ~ V21 ~ Hoppermanagement</a></li> <li>■ <a href="#">VendingUnit/V21/Bedienvideos</a></li> </ul>


<b>Software</b>	
	<p><b>ETISS</b></p> <hr/> <ul style="list-style-type: none"> <li>■ <a href="#">ETISS ~ Informationsbroschüre</a></li> </ul>

	<p><b>ETISS NG</b></p> <hr/> <ul style="list-style-type: none"> <li>ETISS NG ~ Client Bedienungsanleitung</li> </ul>
	<p><b>ETISS ERP</b></p> <hr/> <ul style="list-style-type: none"> <li>Backend Frontend ~ ETISS ERP ~ Elektronischer Pfortner</li> <li>Backend Frontend ~ ETISS ERP ~ Lager Inventur</li> <li>Backend Frontend ~ ETISS ERP ~ Reporting</li> <li>Backend Frontend ~ ETISS ERP ~ Reporting v10</li> <li>Backend Frontend ~ ETISS ERP ~ Verkauf. Angebot anlegen</li> <li>ETISS ERP ~ Backend Bedienungsanleitung</li> <li>Backend Frontend ~ ETISS ERP ~ Datasheet</li> <li>ETISS ERP ~ POS Bedienungsanleitung</li> </ul>
	<p><b>ETOSS</b></p> <hr/>

Gate	
	<p><b>Galaxy-Gate</b></p> <hr/> <ul style="list-style-type: none"> <li>Gate ~ FMCU Galaxy Gate ~ Prospekte</li> <li>Gate ~ FMCU Galaxy Gate ~ Access Manager</li> <li>Covcheck Applicaton Server</li> <li>Gate ~ FMCU Galaxy Gate ~ Benutzerhandbuch</li> </ul>

	<ul style="list-style-type: none"> <li>■ <a href="#">Gate ~ FMCU Galaxy Gate ~ Bedienungsanleitung</a></li> <li>■ <a href="#">Wanzl Zutrittsmanager ~ Verwaltungs-Dashboard</a></li> <li>■ <a href="#">Gate ~ Inbetriebnahme</a></li> <li>■ <a href="#">Gate ~ FMCU ~ Checkliste</a></li> </ul>
---	---

## Akku

	<p><b>Li-ion Battery</b></p> <hr/> <ul style="list-style-type: none"> <li>■ <a href="#">Li-ion battery ~ batterypack ~ user manual</a></li> <li>■ <a href="#">Li-ion battery ~ inverter ~ user manual</a></li> <li>■ <a href="#">Li-ion Batterie ~ Wanzl-100l Ladegerät ~ Bedienungsanleitung</a></li> </ul>
--	--

## KT-Drive

	<p><b>KT Drive</b></p> <hr/> <ul style="list-style-type: none"> <li>■ <a href="#">KT drive ~ user manual</a></li> </ul>
---	---

## POS

	<p><b>POS</b></p> <hr/>
---	-------------------------

## Kamberi Group



### Kamberi Group

- [Arbeitsabläufe Videos](#)
- [Arbeitsabläufe der Kamberi-Gruppe](#)
- [Bedienungsanleitung](#)